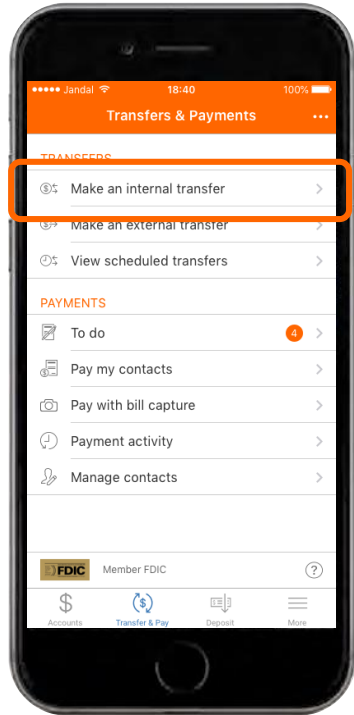


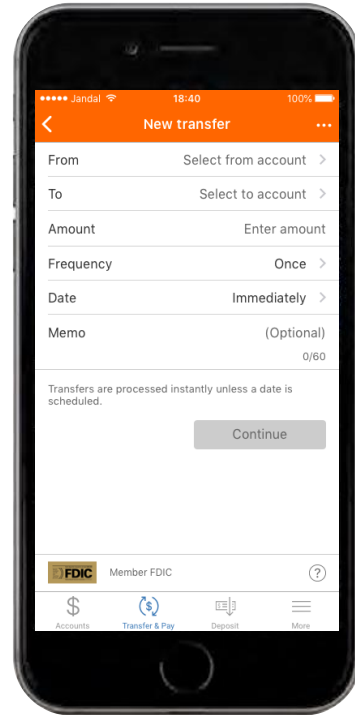
RECURRING TRANSFERS CHEAT SHEET

You can now transfer money to and from your accounts on a recurring basis

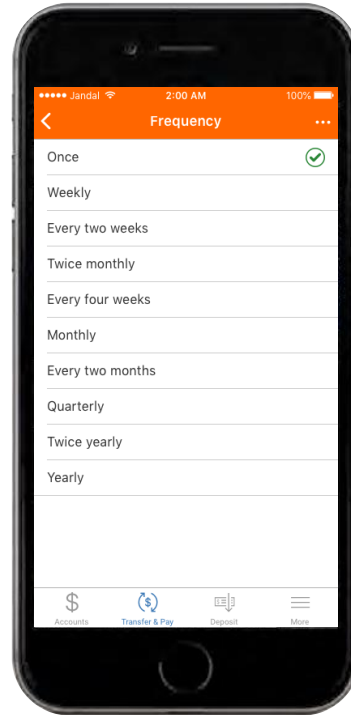
How to schedule a transfer



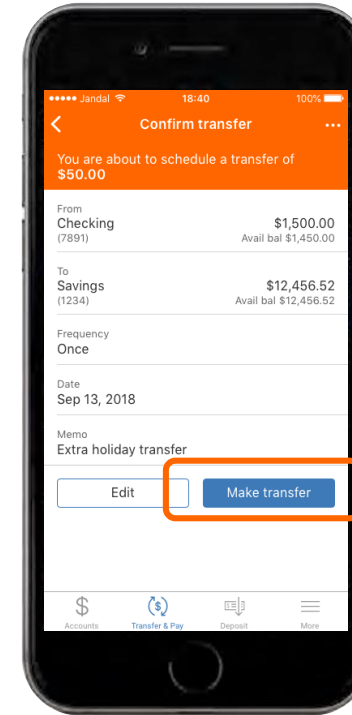
After logging in, tap on the **“Transfer & Pay”** button at the bottom of your screen. To schedule a transfer, tap on the **“Make an internal transfer”** button.



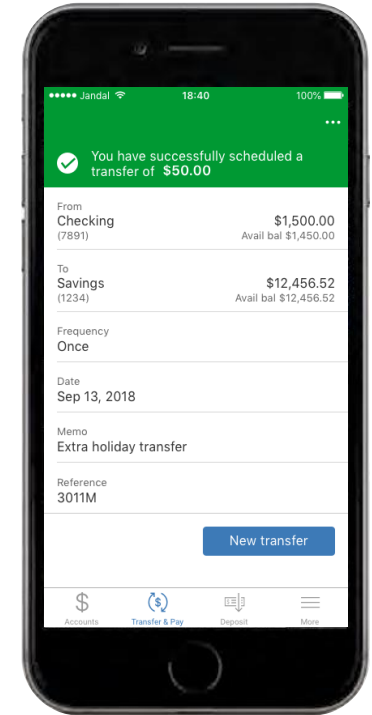
Choose the accounts you want to transfer funds from, and enter the amount.



Select the frequency of the transfer, and the date you want to start the transfer.



Finalize your scheduled transfer by reviewing the details in the confirm transfer screen. Tap the **“Make transfer”** button when you are ready to confirm.

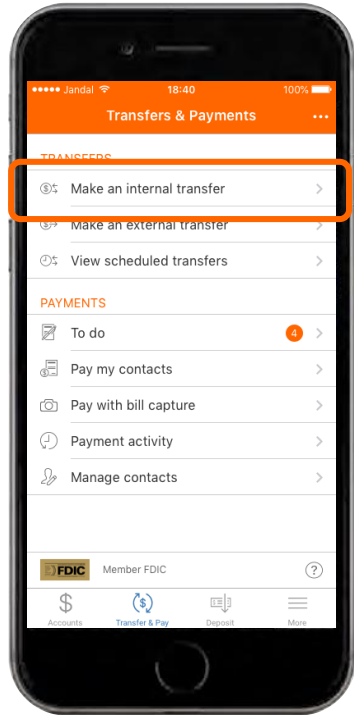


You have successfully scheduled a recurring transfer! You can either schedule another transfer, or use the bottom toolbar to navigate throughout the app.

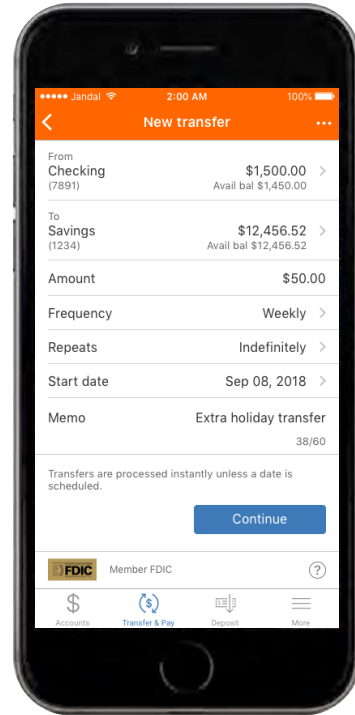
RECURRING TRANSFERS CHEAT SHEET

You can now transfer money to and from your accounts on a recurring basis

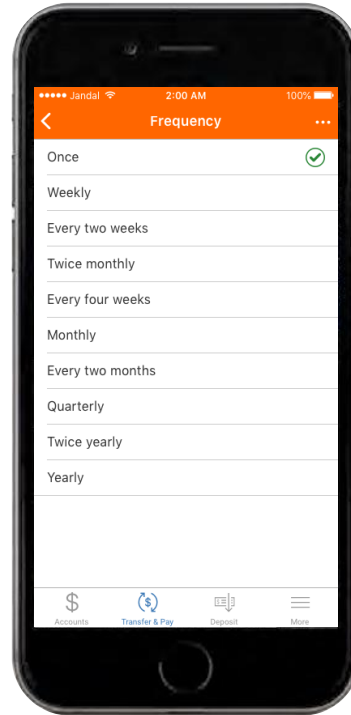
How to schedule a transfer



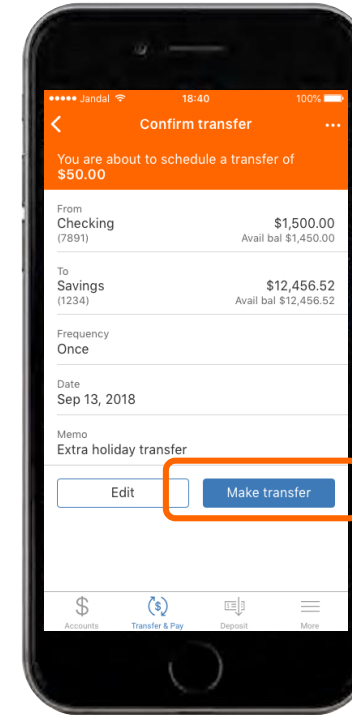
After logging in, tap on the **“Transfer & Pay”** button at the bottom of your screen. To schedule a transfer, tap on the **“Make an internal transfer”** button.



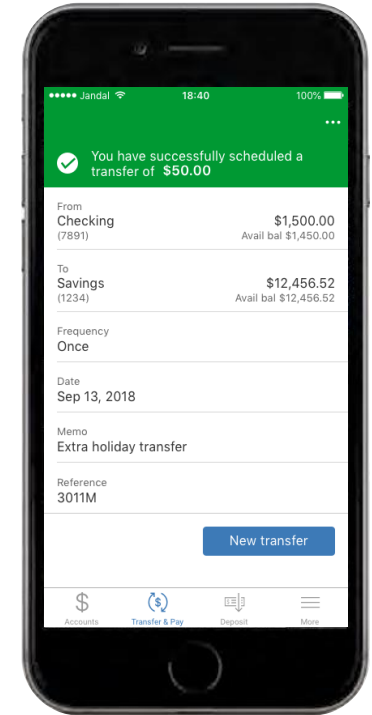
Choose the accounts you want to transfer funds from, and enter the amount. You will need to select the number of times you want this transfer to “repeat.”



Select the frequency of the transfer, and the date you want to start the transfer.



Finalize your scheduled transfer by reviewing the details in the confirm transfer screen. Tap the **“Make transfer”** button when you are ready to confirm.



You have successfully scheduled a recurring transfer! You can either schedule another transfer, or use the bottom toolbar to navigate throughout the app.